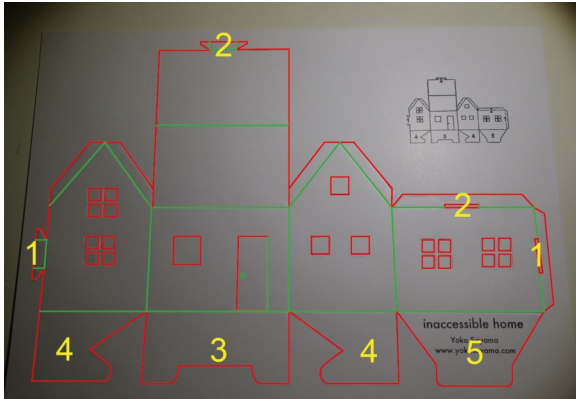



HOW TO BUILD INACCESSIBLE HOME (A4 PAPER HOUSE)

A. View from outside, punch out the RED line parts



B. Turn around and fold all the GREEN lines




To keep the house strong, folding the dashed line first, to have the sharp edges.

C. Side knob '1'



D. Fold the wings '1'



E. Put the knob '1' into the hole '1'



F. Put the roof '2' into the hole '2'




HOW TO BUILD INACCESSIBLE HOME (A4 PAPER HOUSE)


G. Look from inside '1'&'2'



H. Open the wings of '1'&'2'



I. Fold bottom '3' first



J. Fold bottom the two side of '4' and flip them under '3'



K. Fold bottom '5' and flip them under '4'



L. Put the both side gables under the roof.

